

## @ 8 '! '5 fh\_Y`]ghY'5 !&\$%&'

GY]Yg'% '@ 8 '<][ \ '6 Um@[\ lg'# '@ 8 '<U`YbgfU `Yf

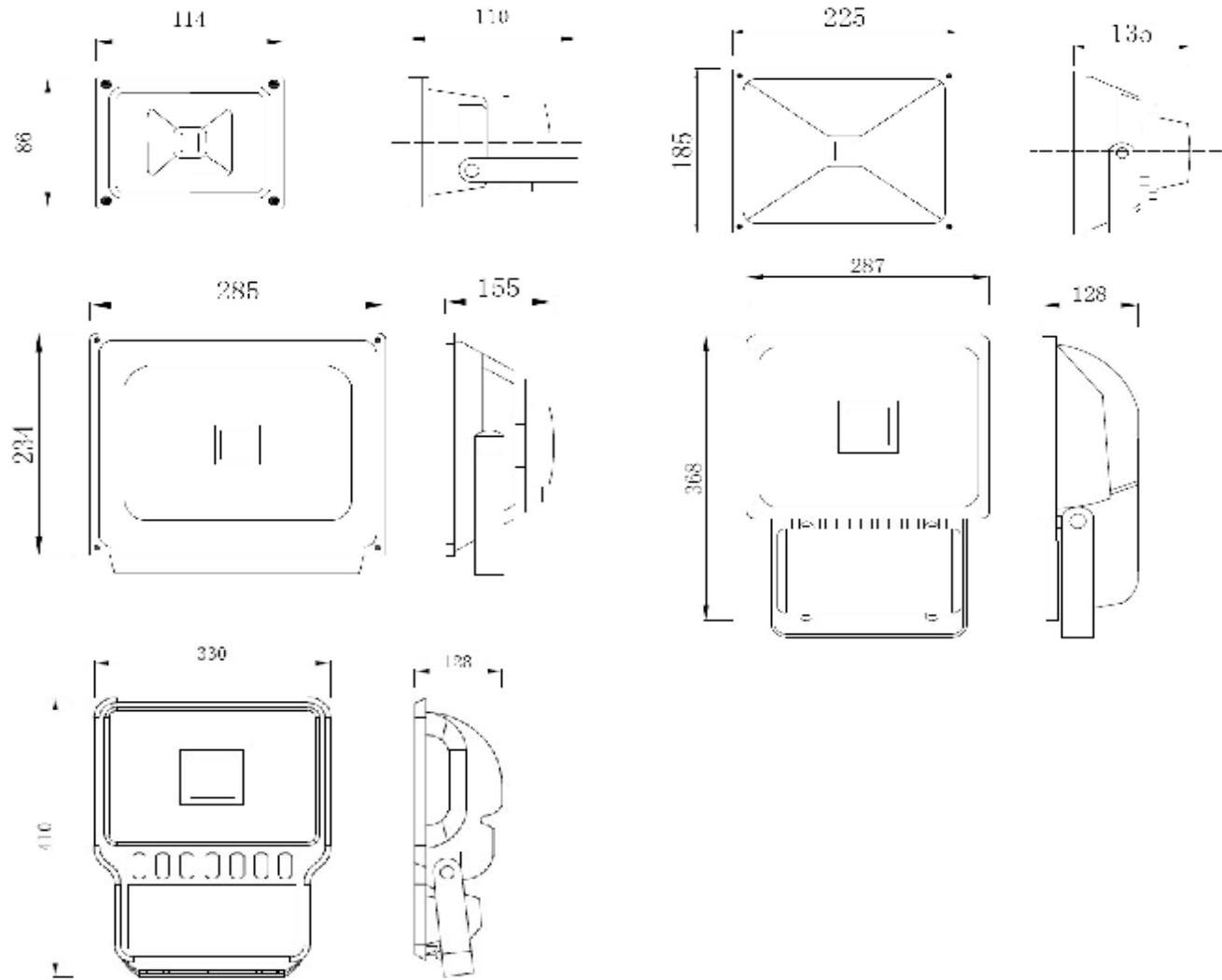
Art.-Nr.:	Produktbeschreibung	Bridgelux	
		MOQ	
			
710-1001	LED high bay light, 30W, white, 85-265V AC, 1700-2450lm,D412*H455.5mm		20
710-1002	LED high bay light, 50W, white, 85-265V AC, 3200-4100lm,D412*H470.5mm		20
710-1003	LED high bay light, 80W, white, 85-265V AC, 5600-6300lm,D412*H525.5mm		20
710-1004	LED high bay light, 100W, white, 85-265V AC, 6900-7900lm,D412*H550.5mm		20
710-1005	LED high bay light, 30W, white, 85-265V AC, 1700-2450lm,D465*H476.5mm		20
710-1006	LED high bay light, 50W, white, 85-265V AC, 3200-4100lm,D465*H491.5mm		20
710-1007	LED high bay light, 80W, white, 85-265V AC, 5600-6300lm,D465*H546.5mm		20
710-1008	LED high bay light, 100W, white, 85-265V AC, 6900-7900lm,D465*H571.5mm		20



		Normal Driver	Meanwell Driver	
710-1009	LED high bay light, 120W, white, 85-265V AC, ?lm,D480*H?m <input type="checkbox"/> <input type="checkbox"/>	199	220	20
710-1010	LED high bay light, 150W, white, 85-265V AC, 7800-8000lm,D480*H650mm <input type="checkbox"/> <input type="checkbox"/>	253	293	20
710-1011	LED high bay light, 200W, white, 85-265V AC,14700-16000lm,D500*H510mm	379	349	20

### Series 2: LED Flood Lights / LED Flutlicht

Art.-Nr.:	Produktbeschreibung		
		Bridgelux	MOQ
710-1801	LED flood light, 10W, warm white or cool white, 85-265V AC, 700-800lm, <input type="checkbox"/> <input type="checkbox"/>		
710-1802	LED flood light, 30W,warm white or cool white, 85-265V AC, 2100-2400lm, <input type="checkbox"/> <input type="checkbox"/>		
710-1803	LED flood light, 50W,warm white or cool white, 85-265V AC, 3500-4000lm <input type="checkbox"/> <input type="checkbox"/>		
710-1804	LED flood light, 80W, warm white or cool white, 85-265V AC, 5600-6400lm <input type="checkbox"/> <input type="checkbox"/>		



**Series 4:LED tubes with Internal Drivers / LED Röhren mit internem Treiber**

Art.-Nr.:	Produktbeschreibung			
		San'an	Epistar	MOQ



**T8 LED Light Tube with Frosted PC Cover-Powered by 110V/230V AC**

710-1101	T8 LED tube,60cm,120pcs 3528 SMD LED,8W,780lm, aluminum heatsink backside		
710-1102	T8 LED tube,120cm,240pcs 3528 SMD LED,16W,1560lm,aluminum heatsink backside		
710-1103	T8 LED tube,150cm,300pcs 3528 SMD LED,20W,1950lm,aluminum heatsink backside		



**T8 LED Light Tube with Transparent PC cover--Powered by 110V/230V AC**

710-1111	T8 LED tube,60cm,120pcs 3528 SMD LED,8W 780lm, aluminum heatsink backside		
710-1112	T8 LED tube,120cm,240pcs 3528 SMD LED,16W 1560lm,aluminum heatsink backside		
710-1113	T8 LED tube,150cm,300pcs 3528 SMD LED,20W 1950lm,aluminum heatsink backside		



**T8 LED Light Tube with Transparent PC cover--Powered by 110V/230V AC,High Brightness Series**

710-1121	T8 LED tube,60cm,144pcs 3528 SMD LED,9W 936lm, aluminum heatsink backside		
710-1122	T8 LED tube,120cm,288pcs 3528 SMD LED,18W 1872lm,aluminum heatsink backside		
710-1123	T8 LED tube,150cm,360pcs 3528 SMD LED,22W 2340lm,aluminum heatsink backside		



**T8 LED Light Tube with Frosted PC cover--Powered by 110V/230V AC,High Brightness Series**



710-1125	T8 LED tube,60cm,144pcs 3528 SMD LED,9W 936lm, aluminum heatsink back		
710-1126	T8 LED tube,120cm,288pcs 3528 SMD LED,18W 1872lm,aluminum heatsink back		
710-1127	T8 LED tube,150cm,360pcs 3528 SMD LED,22W 2340lm,aluminum heatsink back		



**T5 LED Light Tube with Transparent PC cover--Powered by 110 V AC/220V AC, including brackets(mit Halterung)**

710-1131	T5 LED tube,55cm,96pcs 3528 SMD LED,6W,624lm, aluminum heatsink backside,		
710-1132	T5 LED tube,85cm,150pcs 3528 SMD LED,10W,975lm,aluminum heatsink backside		
710-1133	T5 LED tube,115cm,204pcs 3528 SMD LED,14W,1326lm,aluminum heatsink back		

Series 5: Super Slim LED panel light-Side Emitting			
Art.-Nr.:	Produktbeschreibung		
			MOQ
			
710-1201	Pannel light,300X300X12.5mm,18w,1170lm,180pcs,3528SMD, side-emitting inside		30
710-1202	Pannel light,600X600X12.5mm,40w,2340lm,360pcs,3528SMD, side-emitting inside		30
710-1203	Pannel light,600X1200X12.5mm,80w,4680lm,720pcs,3528SMD, side-emitting inside		30
Manual controller	Manual controller for super slim pannel light		30
Remote controller	Remote controller for super slim pannel light		30
<b>Alle oben aufgeführten Panel sind auch in dimmbar erhältlich. Bitte bei Interesse darauf hinweisen.</b>			
			
710-1204	Super slim LED downlight;Φ180*H19.5mm;12w,730lm,112pcs,3528SMD,		30
710-1205	Super slim LED downlight;Φ180*H19.5mm;20w,1350lm,208pcs,3528SMD		30
<b>Alle oben aufgeführten Panel sind auch in dimmbar erhältlich. Bitte bei Interesse darauf hinweisen.</b>			

Series 6:LED Corn Lights					
Art.Nr.:	Produktbeschreibung				
					MOQ
					
710-1301	base:G24/E27/E26, 36pcs, 5050 SMD LED,AC85-265V, 8W, 580-650lm,white	<input type="checkbox"/>	<input type="checkbox"/>		100
710-1302	base:G24/E27/E26, 60PCS 5050 SMD LED,AC85-265V, 12W, 960-1000lm,white	<input type="checkbox"/>	<input type="checkbox"/>		100
Series 7:LED Bulbs / LED Birnen					
Art.-Nr.:	Produktbeschreibung				
					MOQ
					
710-1541	5X1W LED bulb,E26/E27 80-240 VAC warm white or cool white	<input type="checkbox"/>	<input type="checkbox"/>		50
710-1542	5X1W LED bulb,E26/E27 80-240 VAC warm white or cool white	<input type="checkbox"/>	<input type="checkbox"/>		50
710-1543	3X1W LED bulb,E26/E27 80-240 VAC warm white or cool white	<input type="checkbox"/>	<input type="checkbox"/>		50
710-1544	3X1W LED bulb,E26/E27 80-240 VAC warm white or cool white	<input type="checkbox"/>	<input type="checkbox"/>		50



710-1545	5X1W LED bulb,E26/E27 80-240 VAC warm white or cool white	<input type="checkbox"/> <input type="checkbox"/>			50
710-1546	5X1W LED bulb,E26/E27 80-240 VAC warm white or cool white	<input type="checkbox"/> <input type="checkbox"/>			50
710-1547	5X1W LED bulb,E14/E26/E27 80-240 VAC warm white or cool white	<input type="checkbox"/> <input type="checkbox"/>			50
710-1549	7X1W LED bulb,E14/E26/E27 80-240 VAC warm white or cool white	<input type="checkbox"/> <input type="checkbox"/>			50

**Series 8:LED Downlights**

Art.-Nr.:	Produktbeschreibung			
		Edison Chip	Cree Chip	MOQ



710-1601	downlight, 230VAC, 1W,warm white or cool white, lamp head can be swi	<input type="checkbox"/> <input type="checkbox"/>			50
710-1602	downlight, 230V AC, 3W,warm white or cool white, lamp head can be swi	<input type="checkbox"/> <input type="checkbox"/>			50
710-1603	downlight, 230V AC, 3X1W,warm white or cool white,lamp head can be s	<input type="checkbox"/> <input type="checkbox"/> led			50
710-1604	downlight,230V AC, 3X3W,warm white or cool white, lamp head can be s	<input type="checkbox"/> <input type="checkbox"/> led			50
710-1605	downlight, 230V AC, 4X1W,warm white or cool white,lamp head can be s	<input type="checkbox"/> <input type="checkbox"/> led			50
710-1606	downlight,230V AC, 4X3W,warm white or cool white, lamp head can be s	<input type="checkbox"/> <input type="checkbox"/> led			50






710-1611	downlight, 110V/ 220V AC, 5X1W, warm white or cool white, head swivel			
710-1612	downlight, 110V/ 220V AC, 5X3W, warm white or cool white, head swivel			100
710-1613	downlight, 110V/ 220V AC, 6X1W, warm white or cool white, head swivel	xx		100
710-1614	downlight, 110V/ 220V AC, 6X3W, warm white or cool white, head swivel			100
710-1615	downlight, 110V/ 220V AC, 7X1W, warm white or cool white, head swivel	xx		100
710-1616	downlight, 110V/ 220V AC, 7X3W, warm white or cool white, head swivel			100
710-1617	downlight, 110V/ 220V AC, 8X1W, warm white or cool white, head swivel	xx		100
710-1618	downlight, 110V/ 220V AC, 8X3W, warm white or cool white, head swivel			100
710-1619	downlight, 110V/ 220V AC, 12X1W, warm white or cool white, head swivel			100



710-1620	downlight, 110V/ 220V AC, 3X1W, warm white or cool white, swivelled, with reflector	XX		50
710-1621	downlight, 110V/ 220V AC, 3X3W, warm white or cool white, swivelled, with reflector			50
710-1622	downlight, 110V/ 220V AC, 5X1W, warm white or cool white, swivelled, with reflector	XX		50
710-1623	downlight, 110V/ 220V AC, 5X3W, warm white or cool white, swivelled, with reflector			
710-1624	downlight, 110V/ 220V AC, 6X1W, warm white or cool white, swivelled, with reflector	XX		50
710-1625	downlight, 110V/ 220V AC, 6X3W, warm white or cool white, swivelled, with reflector			50
710-1626	downlight, 110V/ 220V AC, 7X1W, warm white or cool white, swivelled, with reflector	XX		50
710-1627	downlight, 110V/ 220V AC, 7X3W, warm white or cool white, swivelled, with reflector			50
710-1628	downlight, 110V/ 220V AC, 8X1W, warm white or cool white, swivelled, with reflector	XX		50
710-1629	downlight, 110V/ 220V AC, 8X3W, warm white or cool white, swivelled, with reflector			50

## Series 9: High Power LED Lamps- CREE XPE Series

Art.-Nr.:	Produktbeschreibung		
		Cree Chip	MOQ
			
710-1501	MR16,base:GU5.3, AC/DC 12V, 3X1W, warm white or cool white	<input type="checkbox"/> <input type="checkbox"/>	100
710-1502	MR16,base:GU5.3, AC/DC 12V, 4X1W, warm white or cool white	<input type="checkbox"/> <input type="checkbox"/>	100
710-1503	MR16,base:GU5.3, AC/DC 12V, 5X1W, warm white or cool white	<input type="checkbox"/> <input type="checkbox"/>	100
710-1504	MR16,base:GU5.3, AC/DC 12V, 3X2W, warm white or cool white	<input type="checkbox"/> <input type="checkbox"/>	100
			
710-1506	GU10,Base:GU10,AC85-260V, 3X1W,warm white or cool white	<input type="checkbox"/> <input type="checkbox"/>	100
710-1507	GU10,Base:GU10,AC85-260V, 4X1W,warm white or cool white	<input type="checkbox"/> <input type="checkbox"/>	100
710-1508	GU10,Base:GU10,AC85-260V, 5X1W,warm white or cool white	<input type="checkbox"/> <input type="checkbox"/>	100
710-1509	GU10,Base:GU10,AC85-260V, 3X2W,warm white or cool white	<input type="checkbox"/> <input type="checkbox"/>	100
			
710-1511	Base:E27/E17/E14,AC85-260V, 3X1W,warm white or cool white	<input type="checkbox"/> <input type="checkbox"/>	100
710-1512	Base:E27/E17/E14,AC85-260V, 4X1W,warm white or cool white	<input type="checkbox"/> <input type="checkbox"/>	100
710-1513	Base:E27/E17/E14,AC85-260V, 3X2W,warm white or cool white	<input type="checkbox"/> <input type="checkbox"/>	100



710-1514	Base:GX53,DC 12V, 9x1W,warm white or cool white,Cree,XPE	<input type="checkbox"/> <input type="checkbox"/>	50
710-1515	Base:E27,AC85-260V, 9x1W,warm white or cool white,Cree,XPE	<input type="checkbox"/> <input type="checkbox"/>	50
710-1516	Base:E27,AC85-260V, 9x1W,warm white or cool white,Cree,XPE	<input type="checkbox"/> <input type="checkbox"/>	50



710-1517	Base:GX53,AC85-260V, 9x1W,warm white or cool white,Cree,XPE	<input type="checkbox"/> <input type="checkbox"/>	50
710-1518	Base:E27,AC85-260V, 9x1W,warm white or cool white,Cree,XPE	<input type="checkbox"/> <input type="checkbox"/>	50
710-1519	E27 Base:E27,AC85-260V, 9x1W,warm white or cool white,Cree,XPE	<input type="checkbox"/> <input type="checkbox"/>	50

**AR111 12X1W only has external driver.**



710-1520	Base:E27/E26,AC85-260V,PAR30 5X2W,warm white or cool white	<input type="checkbox"/> <input type="checkbox"/>	50
710-1521	Base:E27/E26,AC85-260V,PAR30 7X2W,warm white or cool white	<input type="checkbox"/> <input type="checkbox"/>	50
710-1522	Base:E27/E26,AC85-260V,PAR38 9X2W,warm white or cool white	<input type="checkbox"/> <input type="checkbox"/>	50
710-1523	Base:E27/E26,AC85-260V, PAR38 12x2W,warm white or cool white	<input type="checkbox"/> <input type="checkbox"/>	50

**Series 10:High Power LED Lamps- mit Edison oder Cree XRE power led**

Art.-Nr.:	Produktbeschreibung		
		Epistar Chip	MOQ
			
710-1561	MR16,base:GU5.3, DC12V, 1W, warm white or cool white	<input type="checkbox"/> <input type="checkbox"/>	200
710-1562	MR16,base:GU5.3, DC12V, 3W, warm white or cool white	<input type="checkbox"/> <input type="checkbox"/>	200
710-1563	MR16,base:GU5.3, DC12V, 3X1W, warm white or cool white	<input type="checkbox"/> <input type="checkbox"/>	200
710-1564	MR16,base:GU5.3, AC/DC 12V, 3X2W, warm white or cool white	<input type="checkbox"/> <input type="checkbox"/>	200
710-1565	MR16,base:GU5.3, AC/DC 12V, 3X3W, warm white or cool white	<input type="checkbox"/> <input type="checkbox"/>	200
			
710-1566	GU10,Base:GU10,AC85-260V, 1W,warm white or cool white	<input type="checkbox"/> <input type="checkbox"/>	200
710-1567	GU10,Base:GU10,AC85-260V, 3W,warm white or cool white	<input type="checkbox"/> <input type="checkbox"/>	200
710-1568	GU10,Base:GU10,AC85-260V, 3X1W,warm white or cool white	<input type="checkbox"/> <input type="checkbox"/>	200
710-1569	GU10,Base:GU10,AC85-260V, 3X2W,warm white or cool white	<input type="checkbox"/> <input type="checkbox"/>	200
710-1570	GU10,Base:GU10,AC85-260V, 3X3W,warm white or cool white	<input type="checkbox"/> <input type="checkbox"/>	200
			
710-1571	Base:E27/E17/E14/E12,AC85-260V, 1W,warm white or cool white	<input type="checkbox"/> <input type="checkbox"/>	200

710-1572	Base:E27/E17/E14/E12,AC85-260V, 3W,warm white or cool white	<input type="checkbox"/> <input type="checkbox"/>	200
710-1573	Base:E27/E17/E14/E12,AC85-260V, 3X1W,warm white or cool white	<input type="checkbox"/> <input type="checkbox"/>	200
			
710-1574	GX53 Base:GX53,DC 12V, 9x1W,warm white or cool white	<input type="checkbox"/> <input type="checkbox"/>	100
710-1575	GU10 Base:E27,AC85-260V, 9x1W,warm white or cool white	<input type="checkbox"/> <input type="checkbox"/>	100
710-1576	Base:E27,AC85-260V, 9x1W,warm white or cool white	<input type="checkbox"/> <input type="checkbox"/>	100
			
710-1577	Base:E27/E26,AC85-260V,PAR30 5X1W,warm white or cool white	<input type="checkbox"/> <input type="checkbox"/>	50
710-1578	Base:E27/E26,AC85-260V,PAR30 7X1W,warm white or cool white	<input type="checkbox"/> <input type="checkbox"/>	50
710-1579	Base:E27/E26,AC85-260V,PAR38 9X1W,warm white or cool white	<input type="checkbox"/> <input type="checkbox"/>	50
710-1580	Base:E27/E26,AC85-260V, PAR38 12x1W,warm white or cool white	<input type="checkbox"/> <input type="checkbox"/>	50
<b>Alle oben aufgeführten Lampen sind auch in dimmbar erhältlich. Bei Interesse stets mit angeben.</b>			
710-1581	Base:E27/E26,AC85-260V,PAR30 5X2W,warm white or cool white	<input type="checkbox"/> <input type="checkbox"/>	50
710-1582	Base:E27/E26,AC85-260V,PAR30 7X2W,warm white or cool white	<input type="checkbox"/> <input type="checkbox"/>	50
710-1583	Base:E27/E26,AC85-260V,PAR38 9X2W,warm white or cool white	<input type="checkbox"/> <input type="checkbox"/>	50
710-1584	Base:E27/E26,AC85-260V, PAR38 12x2W,warm white or cool white	<input type="checkbox"/> <input type="checkbox"/>	50